



# The ABC's of Room 17

## A Kinder-Hopper Guide





# The ABC's of Room 17



## A

### Attire

Room 17 is a busy place that sometimes can be messy! Dress your child so they are ready for action! We paint, we play with shaving cream, and play in sand... just to name a few. Also, our room tends to be very warm, especially at the beginning of the year. Please dress your child in layers. All student's need to have gym shoes that **REMAIN** at school for P.E.

## B



### Birthdays

Birthdays are special occasions for young children. If your child wished, s/he may bring in special treats to share with our class. These items must be store purchased. A birthday treat list with assigned treat days will be passed out **ASAP**.

### Book Orders


Throughout the year, your child will have the opportunity to order books through various book clubs. As you purchase books, our classroom will earn points that will allow us to earn free books; you may order at your own discretion. When ordering, please make checks payable to the book club listed on the form. Send in the check and order in an envelope with your child's name and room number on it, by the date listed on the back of the form.

Orders may be placed online, as well. The website is [www.scholastic.com/bookclubs](http://www.scholastic.com/bookclubs), our class user name is willow17, and our password is hoppers.

## C

### Communication.

I believe that a good parent-teacher relationship is very important to your child's success in school. Throughout the year, I will communicate with you through notes, telephone calls, newsletters, report cards, and conferences. I encourage you to contact me any time with any questions or concerns. Feel free to send notes, call (708-798-3720), or email me ([shannon.martin@homewoodsd153.org](mailto:shannon.martin@homewoodsd153.org)).



# D

## Discipline

### The "Willow Way"

1. Be safe.
2. Be caring.
3. Be ready.



The children are required to follow the classroom rules.


1. I will listen and follow directions.
2. I will keep my hands and feet to myself and my own property.
3. I will be kind to others.

Behavior charts and calendars...

We will use a Clip Chart in our classroom. Each student will have a clothespin with an assigned number on it. Students will begin each day in the middle of the chart, on green. Students may be asked to move their clothespin up or down the chart during the day depending on their choices. Here is a model of the Clip Chart and what each space on the chart means:

Rainbow	<b>You did it! You hopped to the top!</b>	Students who reach the rainbow level will be rewarded for their positive choices by receiving class recognition, a treat, a sticker to add to their clip, and receive a special certificate of recognition.
Purple	<b>High Hopper!</b>	Students who continue to make positive choices move up to the purple level. They are having an awesome day and will receive class recognition and a treat!
Blue	<b>Wow!</b>	Students who make positive choices will receive class recognition as they move up the chart.
Green	<b>Hoppy Learning!</b>	Everyone starts the day with "Hoppy Learning!" Students will "clip up" or "clip down" throughout the day depending on their behavior choices.
Yellow	<b>Warning!</b>	Students who receive a warning will move to yellow. This serves as a reminder to students to "take 2 and think" about the choices they make.
Orange	<b>Danger!</b>	Students who continue to make poor choices, will move to orange. This will result in a consequence.
Red	<b>Oh NO!</b>	Students that continue to make poor choices will move to red. This will result in an office referral, parent contact, and a consequence.

Parents will know their child's behavior through the use of their FROG folder. There will be a behavior calendar on the left side of the folder that students will color corresponding with their clip. Please be sure to review your child's behavior daily. Student's who have 5 green, blue, purple, or rainbow days in a row will have the opportunity to take a prize from our treasure chest!



# Field Trips



## F

Field trips allow the children to have active learning experiences, help reinforce the concepts and topics we are learning about, and allow students to become active participants within the community.

### Bussing

Field trips occur about three times per year. Children may ride their regular morning bus to school. We usually return between 12:15-1:30PM. You will be notified of the return time prior to the trip for each specific field trip. Please note...Regular school hours **ALWAYS** apply.

### Volunteering

We will need volunteers to attend field trips (sign-up will be on the permission form); however, please remember that siblings are not allowed to attend **AND** space is limited. Chaperones are randomly selected. Once you have chaperoned, your name will not go into the selection process unless we do not have enough volunteers.

### Permission

Permission slips will go home prior to each field trip. Please be prompt in returning them. This will help immensely in getting ready for the trip. Fees, times, and additional information will be on the permission slip form.





# F.r.o.g. Folders

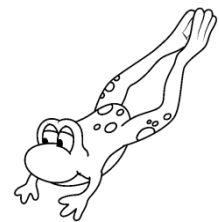
Each student will have a "Frog" folder to take home each night. Frog stands for "For Really Organized Guys/Gals." All students have a green folder. I require **ALL** students to have the same color folder, to help students remember which folder to take out and to make it easier to locate. If your child's folder gets lost or misplaced, I will require you to replace the folder with another **GREEN**, plastic, three-pronged folder and 3 ring money pouch.

It is absolutely necessary that your child's folder be at school with them **EVERYDAY**. Please make sure it is always in their backpack.

This folder is to be used for communication only, student work will not typically be sent home in this folder. Within this folder you will find... a monthly behavior calendar is stapled to the left side and a money pouch in the center. Any notes home, newsletters, notes from the office/teacher, etc., will be in this folder. Any notes you have for me, book orders, field trip slips, etc. should be placed in this folder. I will check these folders as soon as school begins.

When it is necessary to send money to school, **ALWAYS** send it in a sealed envelope (if you need envelopes, please let me know) with the following information on it...

- Your child's name
- The purpose of the money
- Our room number (17)
- My name (Mrs. Martin)



Money envelopes **MUST** be put inside the money pouch!!

Do not rely on your child to give me notes, money, etc. from their backpacks.



# HOMEWORK



Homework will be used to reinforce the concepts we work on in class. I will be sending a homework calendar home with your child each month. Five assignments per week need to be completed in order to get credit.

What needs to be turned in...

The family project **MUST** be turned in. Each week the poetry folders and Read and Review folders **MUST** be turned in on Monday's. All other completed assignments are just to be initialed on the calendar and returned at the end of the month.

## Required assignments



\* Family Projects- Each month there is a family project that needs to be completed **AND** returned. I would like for the project to be worked on as a family. The projects range from decorating a school house to disguising a turkey. Have fun with these projects@



\* Poetry folder- Throughout the year, your child will learn a poem, song, or nursery rhyme each week. Poetry Journals will be utilized in the classroom Monday-Thursday. They will be in your child's backpack on Thursdays. If the poem is not in the prongs, please place it behind the poem from the previous week. There will be an assignment at the top of the page for your child to complete. The assignment should be added to the back of the poem. Please make sure your child touches each word as they read. They should practice reading their poems Thursday, Friday, Saturday, and Sunday to help promote good reading habits! Parents should initial the small box at the top of the poem once completed. Poetry Folders should be returned by Monday. By the end of the year, students will have a collection of poems that they can read!



\* Mathlinks- As we learn new math concepts, I will send home practice sheets. Please have your child complete the work, but do **NOT** send them in with your child.

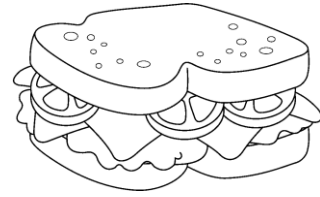


\* Read and Review- As we learn new letters, sounds, words, books, numbers, and concepts, students will bring home completed work on **FRIDAY'S**, in their Read and Review Folders.. It is imperative that you provide your child the opportunity to discuss what is on the papers and projects and that you give them the opportunity to read their books to you. Read and Review Folders are due back on Monday.

\* You and your child will be allowed to choose the other two assignments from the homework calendar.



# Lunch



Homewood School District #153 has a computerized cafeteria management system. The system is designed to help with the detailed record keeping requirements of the State of Illinois. The lunch system works as follows:

Each child will have an account in the cafeteria management system for lunch purchases. To deposit money into your student's account, put a check or cash in a sealed envelope with your child's name and grade. This envelope must be brought to your student's school office before 9:00 am. Any money deposited will be immediately credited for your student's use. Money cannot be deposited during lunch hours. Please use a lunch label on the sealed envelope, lunch labels contain... Your child's full name, Room 17-Lunch Money, the amount that is being sent in, along with whether or not it is cash or check. Sealed envelopes MUST be given to the office OR placed in your child's money pouch in their FROG folder.

If your child forgets their lunch or does not have funds in their account, food service will provide a sandwich and milk for \$1.25. This amount should be paid the following school day.

Families who apply and qualify for free or reduced meals will automatically have an account set up for the entire school year. The cost of a complete lunch is \$2.60. Students can continue to choose to pay either daily or an amount can be deposited in their account in advance. We encourage everyone to purchase multiple lunches. You can begin setting up your student's lunch account at the district office.

Milk cost is 30¢ per half pint. Optional snack time beverages are available at an annual cost of \$40.00 for milk or fruit juice for EC/Pre-K, kindergarten, first and second grade students. All pupils, except those in EC/Pre-K, may use the cafeteria. Students are urged to use the cafeteria service. Meals can not be specially prepared for children with diet restrictions. Students with such problems should bring their lunches from home.

Lunchroom behavior procedures will be provided to all students who use the facilities. Students and lunchroom supervisors will review the procedures the first week of school. Copies are available in the school office.

Contact Dana Pries, Food Service Director, at (708) 922-2417 if you have any questions regarding food services.

# M



## Money

When it is necessary to send money to school, **ALWAYS** send it in a sealed envelope with the following information on it...

- Your child's name
- The purpose of the money
- Our room number (17)
- My name (Mrs. Martin)

# P

## Parent's

You are **ALWAYS** welcome within our classroom whether it is to help out or just spend some time within our room! Please give me a heads up when you plan on coming in ☺!


## Parties and Celebrations

Throughout the year we will have a variety of celebrations for Holidays and other Kindergarten milestones. Everyone is encouraged to participate!

Some things you can look forward to...

- Halloween Party and Parade
- Thanksgiving Feast
- Polar Express Pajama Party
- Winter Party
- Valentine Party
- End of School Year Picnic
- Room 17 Kindergarten Dinner and Program





# R

The importance of reading to children cannot be over emphasized. It is also a great way to focus on the family. The importance of reading to children is significant in child development, and reading books to little ones at an early age is essential. In fact, reading children's stories aloud is one of the most important activities we, as parents, grandparents, teachers, and care-givers, can do for our kids. The importance of reading to children plays out in a myriad of developmental, emotional, and learning issues from bonding and security... to learning to read... to future success.

## **Simple Strategies for Creating Strong Readers**

Without doubt, reading with children spells success for early literacy. Putting a few simple strategies into action will make a significant difference in helping children develop into good readers and writers.

Through reading aloud, providing print materials, and promoting positive attitudes about reading and writing, you can have a powerful impact on children's literacy and learning.

- \* Invite a child to read with you every day.
- \* When reading a book where the print is large, point word by word as you read. This will help the child learn that reading goes from left to right and understand that the word he or she says is the word he or she sees.
- \* Read a child's favorite book over and over again.
- \* Read many stories with rhyming words and lines that repeat. Invite the child to join in on these parts. Point, word by word, as he or she reads along with you.
- \* Discuss new words. For example, "This big house is called a palace. Who do you think lives in a palace?"
- \* Stop and ask about the pictures and about what is happening in the story.
- \* Read from a variety of children's books, including fairy tales, song books, poems, and information books.



Reading well is at the heart of all learning. Children who can't read well, can't learn. Help make a difference for a child.

Please read with your child 15-20 minutes each night!

# S



## Snack

We will have snack everyday in our classroom. Parents have the opportunity to purchase juice or white milk for snack at the beginning of the school year (Snack drinks cannot be purchased on a daily basis). A drink may be brought from home.

Students may bring a snack each day. I do not keep extra snacks at school and students are not allowed to share. Unfortunately, I cannot make phone calls for forgotten snacks. **As a precaution, please do not send your child in with nuts of any kind.**

You may send in a special snack for the class to share (23 students) for your child's birthday . I will assign dates for birthday treats, I will send this information out as soon as I have it. \*\*Please note...If you send something that needs to be frozen or refrigerated, please be sure that your child gives it to me right away. Also, if you send something that requires a spoon, please send in enough spoons for the entire class.

**PLEASE NOTIFY ME OF ANY FOOD ALLERGIES YOUR CHILD HAS!**

Ideas for snacks...

Animal Crackers

Cheez-Its

Sun Chips

Pretzels

Fruit Snacks

Applesauce Cups

Dry Cereal

Yogurt

Graham Crackers

Granola Bars

Popcorn

Fruit Cups

Cheese and Crackers

Cereal Bars



String Cheese

Carrot Sticks

Nilla Wafers

Pudding

Apple Slices





# Specials



## P.E.

Each child will need a pair of gym shoes they can put on independently. These are to be left at school for P.E. classes. **Please print your child's name on each shoe with permanent marker**, as they can easily get mixed up in cubbies. **ALL** students **MUST** wear socks on P.E. days (these may be left in your child's backpack for days your child wears sandals). Girls **MUST** wear shorts or pants on P.E. days, these may be worn under a dress or skirt.

## Library

The children are allowed to check out a book each week when visiting the library. Only **ONE** book may be checked out at a time and the book **MUST** be returned the following week by **MONDAY** morning in order to check out another.

## Learning Center

Your child will visit the Learning Center once a week for thirty minutes to work on a variety of activities. Volunteers are always welcome!

# Specials Schedule

Art-Monday

Music-Tuesday

Library-Tuesday (books **MUST** be turned in by Monday morning)

Learning Center- Wednesday (11:50-12:50)

PE- Wednesday, Thursday, Friday

Computer Lab- Friday (12:25-1:00)




# T

## Transportation

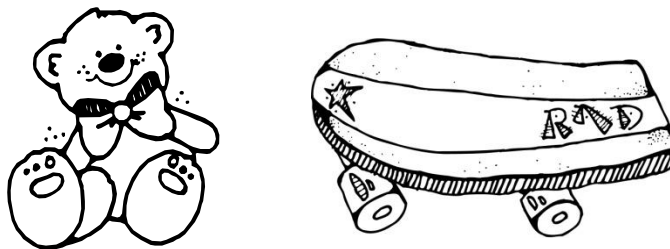
If there is a change in routine transportation for your child, you **MUST** send a written note. If a written note is not received, your child will be sent home by his/her usual method of transportation.

Please note that transportation changes **MUST** be done through the Business Office.



## Toys

Bringing toys to school is discouraged because they distract the children from learning. If a toy is accidentally lost or broken, feelings will be hurt. I **STRONGLY** discourage you from sending toys in your child's backpack for their bus ride, as well.



# Volunteering



## V

Your help within our classroom is **ALWAYS** welcome and appreciated!! Our schedule is very busy, and any help you can offer is wonderful. If you have time to spare day or night, I always have things I need help with, from cutting out pieces for a project to assembling journals to just having an extra set of hands during those "messy" projects! Requests and sign-ups will be sent out in newsletters and notes home.

You are encouraged to visit and help out **ANY** time. You are also encouraged to be a **Mystery Reader** within our classroom. Just let me know if you are interested, and we will set up a date and time!

## W

### Water Bottles

Students are encouraged to bring water to school during warm days. Please make sure your child's name is clearly labeled on the bottle.

### Website



Our class has its very own website! You can find a lot of useful information there including; a listing of important dates, cool links, and downloads! I try to keep our homework calendars, newsletters, and Special notes uploaded on there. You can also find lunch envelope labels there, as well as our weekly schedule!

Be sure to visit it often...

[http://www.hsd153.org/teacher\\_list/teacher\\_details.asp\\_Q\\_ID\\_E\\_93\\_A\\_SchoolID\\_E\\_4](http://www.hsd153.org/teacher_list/teacher_details.asp_Q_ID_E_93_A_SchoolID_E_4)

## X

### XVII



Room 17 is a great place for your child to learn and grow! I will do **EVERYTHING** I possibly can to ensure that your child is safe, cared for, and is receiving the best possible education! We are going to have a wonderful year!!



# Just Playing

*Author Unknown*

When I'm building in the block area,  
Please don't say I'm "Just Playing."  
For, you see, I'm learning as I play: about balance and shapes.  
Who knows, I may be an architect someday.



When I'm getting all dressed up, setting the table, caring for the babies,  
Don't get the idea I'm, "Just Playing."  
For, you see, I'm learning as I play:  
I may be a mother or a father someday.



When you see me up to my elbows in paint, or standing at an easel, or molding  
and shaping the clay,  
Please don't let me hear you say, "He's Just Playing."  
For, you see, I'm learning as I play.  
I'm expressing myself and being creative.  
I may be an artist or an inventor someday.



When you see me sitting in a chair "reading" to an imaginary audience,  
Please don't laugh and think I'm "Just Playing."  
For you see, I'm learning as I play.  
I may be a teacher someday.

When you see me combing the bushes for bugs, or packing my pockets with  
choice things I find,  
Don't pass it off as "Just Playing."  
For, you see, I'm learning as I play.  
I may be a scientist someday.



When you see me engrossed in a puzzle or some plaything at my school,  
Please don't feel the time is wasted in "Play."  
For, you see, I'm learning as I play.  
I'm learning to solve problems and concentrate.  
I may be in business someday.

When you see me cooking to tasting foods,  
Please don't think that because I enjoy it, it is "Just Playing."  
For, you see, I'm learning as I play.  
I'm learning to follow directions and see differences.  
I may be a cook someday.



When you see me learning to skip, hop, run, and move my body,  
Please don't say I'm "Just Playing."  
For, you see, I'm learning as I play.  
I'm learning how my body works.  
I may be a doctor, nurse, or an athlete someday.

When you ask me what I've done at school today, and I say, "I Just Played,"  
Please don't misunderstand me.  
For, you see, I'm learning as I play.  
I'm learning to enjoy and be successful in my work,  
I'm preparing for tomorrow.  
Today, I am a child and my work IS play

